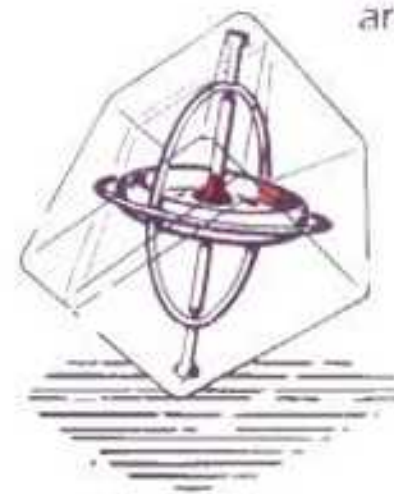
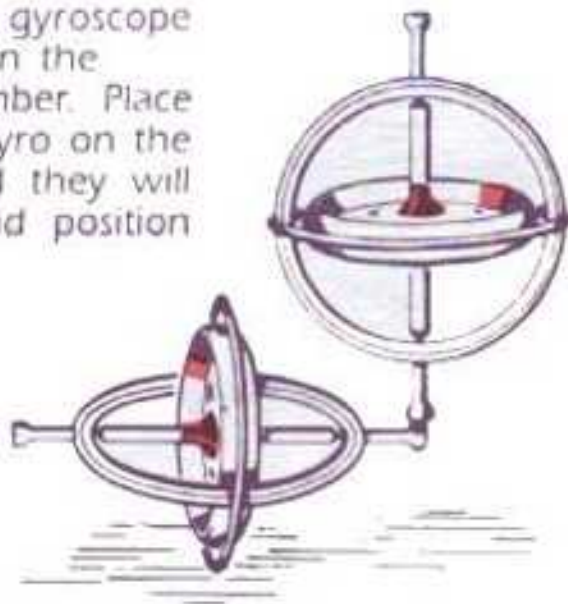


*Place the spinning gyroscope on a tight wire or string, on the edge of an unbreakable drinking glass, on the edge of a yardstick or ruler, or on the edge of any sturdy surface.

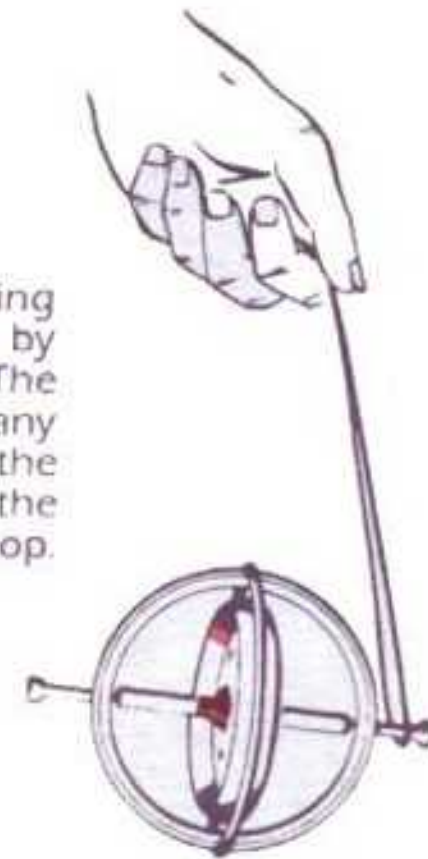


*Place the spinning gyroscope in its plastic box. Close the box and place the box corner on any surface. Watch the box spin around and around.

*Place the spinning gyroscope so that it balances on the horizontal frame member. Place a second spinning gyro on the end of the first and they will maintain balance and position together.



*Suspend the spinning gyroscope in a loop made by doubling the string. The gyroscope will maintain any angle above or below the horizontal at the bottom of the loop.



These are just a few ways to master the forces. Use your imagination to discover other amazing tricks.

The forces demonstrated in your TEDCO Gyroscope are the same as those first observed by Issac Newton in the 18th Century. They are put to use today in gyro-controlled guidance and navigation systems in ships, planes and spacecraft, in accurate mapping and survey work, in oil well drilling and even motion picture making. So, you can master and learn about these same forces behind today's (and Tomorrow's) important gyro uses.



Master the Forces



Gyroscopic forces have amazed mankind for hundreds of years. Now these amazing forces are yours. If you can master the forces, you can perform feats that seem to defy gravity. Your gyroscope will spin merrily on its pedestal...dance on a string tightrope...balance perfectly on the lip of a drinking glass...turn this box into a whirling dervish. Discover the secret and make your gyroscope do these and other astounding tricks. Complete instructions pedestal and string inside.

